



# Hunza® Outdoor Lighting

## Designed, Engineered & Manufactured in New Zealand

### Who We Are

At Hunza®, we take pride in making high quality outdoor and architectural lighting products, designed and engineered in New Zealand. We use the best materials, including natural copper, 316 stainless steel and machine-grade alloys.

Hunza® Luminaires are weatherproof in any climate and combine extreme durability with timeless styling, a full choice of energy-efficient lamp options and a host of features to enhance customer safety and ease of use. We believe that when you hold a Hunza® product in your hands, you will appreciate the care, the precision and the pride we take in engineering outdoor lights that are truly the finest in the world.

For extended product descriptions and specification details, please visit our website.

### Contact Us



Scan the QR code to fill in a contact form, or get in touch directly via email or phone.

[www.hunzalighting.com](http://www.hunzalighting.com)  
[info@hunza.co.nz](mailto:info@hunza.co.nz)  
 +64 9 528 9471  
 130 Felton Mathew Ave  
 St Johns  
 Auckland 1072  
 New Zealand

@hunzalighting



# Hunza®

## Aesthetic Guide 2023

Our ranges	Page
Architectural Range	05
Ultra Range	07
High Power	08
RGBW Colour Change	10
Liquid Beam™	11
Pole Mount	13
Wall Mount	16
Step Lights	18
Slim & Surface Mount	20
Ceiling Mount	21
In-Ground Fixtures	23
Spikes & Submersibles	25



# Hunza® Body Materials

Our luminaires are CNC machined from very high grade solid materials, designed for durability and high resistance to deterioration. We offer a wide range of powder coat colours to suit any project, with custom colours available on request.

---

## Solid Metals



Cast Solid Bronze  
/SBZ




Solid Copper  
/COP




316 Stainless Steel  
/SS

---


## Powder Coated Aluminium




Arctic White  
/EWH




White Birch  
/EWB




Black  
/EBK



Bronze  
/EBZ



Dark Grey  
/EDG



Olive Green  
/EOG



Corten  
/ECT



Silver Star  
/ESTAR




# Architectural Range

The Hunza® Architectural Range are designed to perfectly suit any commercial or residential project with high performance specifications. With a minimalistic and contemporary aesthetic, these lights will perfectly blend within any architectural setting.

<div><div>BOL/ARCI</div><div>Arch Bollard I-Beam</div><div></div></div>	<div><div>BOL/ARCR</div><div>Arch Bollard Round</div><div></div></div>	<div><div>BOL/ARCSQ</div><div>Arch Bollard Square</div><div></div></div>	<div><div>W/ARCSQ</div><div>Arch Wall Square</div><div></div></div>	<div><div>BLD/L</div><div>Blade</div><div></div></div>
<div><div>WATCH/L</div><div>Watchman Bollard</div><div></div></div>	<div><div>ST50CSB</div><div>Cast Solid Bronze SafeTouch 50</div><div></div></div>	<div><div>ST100CSB</div><div>Cast Solid Bronze SafeTouch 100</div><div></div></div>	<div><div>ST150CSB</div><div>Cast Solid Bronze SafeTouch 150</div><div></div></div>	

Hunza® Arch Bollard Round,  
Powder Coated Aluminium



# Ultra Range

Our Ultra range offers high performance luminaires designed for commercial applications. With a sleek and contemporary aesthetic, these lights are ideal for enhancing any architectural setting. Our Ultra 35 Range has the ability to be specified with Liquid Beam™ technology.

BOL/U 	S/U12 	PS/U35 	S/U35 	WS/U35 
CM/U50 	WDL/U50 	PFL/U50 	PIL/U50 	PS/U50 

# High Power

Our High Power light engines are optimally engineered to ensure powerful performance and to deliver the full benefits of energy efficiency and low maintenance. CNC machined from solid aluminium, ensuring the highest level of heat dissipation and long-term reliability in any outdoor environment.

<div>CAT/HP</div> <div>High Power Catenary Mount</div> <div></div>	<div>WDL/HP</div> <div>High Power Wall Down Light</div> <div></div>	<div>DLCM/HP</div> <div>High Power Down Light Ceiling Mount</div> <div></div>	<div>HL/HP</div> <div>High Power Hanging Light</div> <div></div>	<div>PIL/HP</div> <div>High Power Pillar Light</div> <div></div>
<div>PS/HP</div> <div>High Power Pole Spot</div> <div></div>	<div>POND/HP</div> <div>High Power Pond Light</div> <div></div>	<div>POOLHP</div> <div>High Power Pool Light</div> <div></div>	<div>SS/HP</div> <div>High Power Spike Spot</div> <div></div>	<div>TM/HP</div> <div>High Power Tree Mount</div> <div></div>
<div>WS/HP</div> <div>High Power Wall Spot</div> <div></div>				



## Our LED Technology Has Been Engineered For Powerful Performance

The Hunza® modular LED system has been designed to provide the ultimate combination of light output, illumination control and long-term performance.

Hunza® High Power Pool Light  
Hunza® High Power Spot



# RGBW Colour Change

Hunza® luminaires equipped with RGBW technology offer sequence colour control. With four separate channels for red, green, blue, and white, you can adjust the colour sequence output by modifying the intensity, hue, and white balance.

<div>CAT/HP/RGBW</div> <div>High Power RGBW Catenary Mount</div> <div></div>	<div>WDL/HP/RGBW</div> <div>High Power RGBW Wall Down Light</div> <div></div>	<div>DLCM/HP/RGBW</div> <div>High Power RGBW Down Light Ceiling Mount</div> <div></div>	<div>HL/HP/RGBW</div> <div>High Power RGBW Hanging Light</div> <div></div>	<div>PIL/HP/RGBW</div> <div>High Power RGBW Pillar Light</div> <div></div>
<div>PS/HP/RGBW</div> <div>High Power RGBW Pole Spot</div> <div></div>	<div>POND/HP/RGBW</div> <div>High Power RGBW Pond Light</div> <div></div>	<div>SS/HPRGBW</div> <div>High Power RGBW Spike Spot</div> <div></div>	<div>TM/HP/RGBW</div> <div>RGBW High Power Tree Mount Spot</div> <div></div>	<div>WS/HP/RGBW</div> <div>High Power RGBW Wall Spot</div> <div></div>
<div>ST100/RGBW</div> <div>SafeTouch 100 RGBW</div> <div></div>	<div>ST150/RGBW</div> <div>SafeTouch 150 RGBW</div> <div></div>	<div>PS/U35/RGBW</div> <div>Ultra 35 RGBW Pole Spot</div> <div></div>	<div>S/U35/RGBW</div> <div>Ultra 35 RGBW Spot</div> <div></div>	

# Liquid Beam™

Our Liquid Beam™ Range gives you the control to create dynamic and powerful light scenes. With full colour, hue and beam control, you will be able to create a true experience and visual display. Controlled via Bluetooth, there is limitless opportunity for creativity.

S/U35/LRGBW Liquid Beam Ultra  
35 Spot RGBW



PS/U35/LRGBW Liquid Beam Ultra  
35 Pole Spot RGBW



WS/U35/LRGBW Liquid Beam Ultra  
35 Wall Spot RGBW



S/U35/LBTW Liquid Beam Ultra  
35 Spot Tunable White



PS/U35/LBTW Liquid Beam Ultra  
35 Pole Spot  
Tunable White



WS/U35/LBTW Liquid Beam  
Ultra 35 Wall Spot  
Tunable White



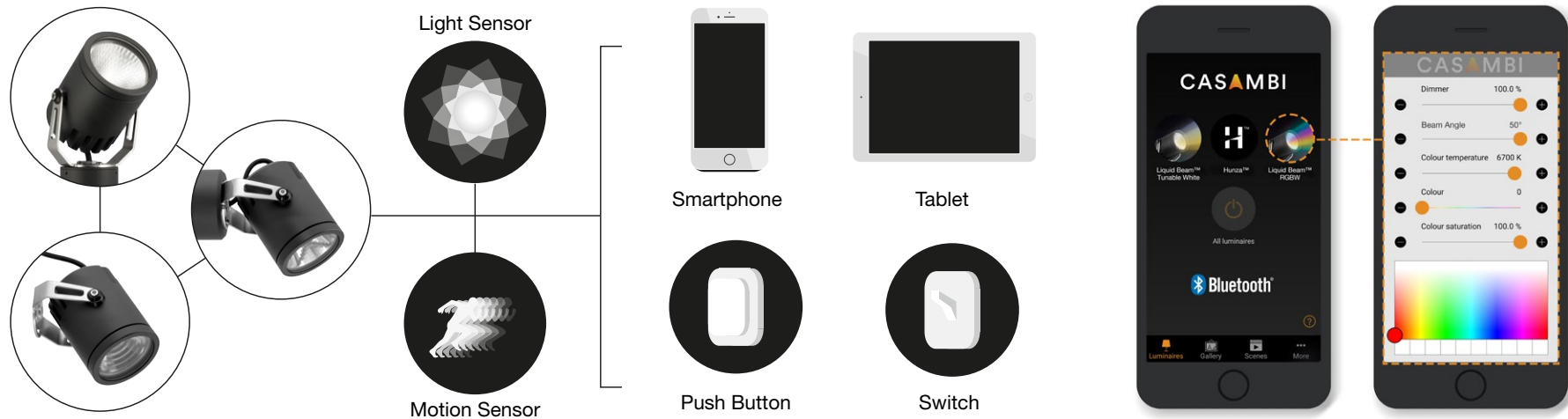


# Hunza® Liquid Beam™ With Casambi Technology

## Complete Remote Colour Control

Our Ultra 35 Range has the ability to be specified with Casambi technology, which allows for advanced remote Bluetooth control. Adjust the beam angle, choose from a full hue & colour temperature spectrum and customise scenes and groupings. This technology also allows for integration of complex sensor and switch operation with other Bluetooth devices through the IOS or Android app.




Liquid Beam™ Technology is scalable for commercial projects and requires no network connection. You can also retrofit Casambi modules into existing switches and luminaires. Casambi is advanced enough for complex installs, integrations & setups, administrator permission, an unlimited number of luminaires and much more.





# Pole Mount & Bollards


Our pole mounted luminaires are perfect for wayfinding illumination, bordering pathways or for ambient landscaping effects. With options for flange mounts or direct burial, our range is versatile and configurable to your project needs.

<div>BOL300</div> <div>Bollard 300</div> <div></div>	<div>BOL700</div> <div>Bollard 700</div> <div></div>	<div>BOLMINI</div> <div>Mini Bollard</div> <div></div>	<div>FNC</div> <div>Fern Light Contoured</div> <div></div>	<div>FNS</div> <div>Fern Light Smooth</div> <div></div>
<div>BL/L</div> <div>Border Light</div> <div></div>	<div>BLT/L</div> <div>Twin Border Light</div> <div></div>	<div>SPL</div> <div>Single Pole Light</div> <div></div>	<div>TPL</div> <div>Twin Pole Light</div> <div></div>	<div>PS</div> <div>Pole Spot</div> <div></div>
<div>TL</div> <div>Tier Light</div> <div></div>	<div>TG/L</div> <div>Twig Light</div> <div></div>	<div>WW/L</div> <div>Walkway Light</div> <div></div>		

## We Have One Goal In Mind: To Design And Manufacture The Finest Outdoor Lights In The World

Our people are the core of our success, with meticulous care and pride infused within every light we produce.

Hunza® Twin Pole Spot, Solid Copper  
Hunza® Border Light, Solid Copper





Hunza® Tier Light, Solid Copper  
Hunza® Bollard 700, Stainless Steel





# Wall Mount

Our wall mounted luminaires are designed to perfectly accentuate the features of your landscape, with a range of styles and beam spread options. A versatile and practical way to add both ambiance and functionality, wall mounted luminaires are a classic addition to your exterior space.


WS 	TWS 	EWS 	ETWS 	PIL/L 
PGL 	PGLPGL 	PILPGL 	CW/L 	CPIL/L 
WDL/L 	MOUSE/L 	MOUSESQ/L 	TLWM 	SGN/L 



## Our Luminaires Are CNC Machined From Only The Best Quality Metals

Specify your Hunza® Luminaire in Solid Copper or Bronze to benefit from a 'Living Finish' - A beautiful aging patina that forms over time.

Hunza® Mouse Light, Solid Bronze  
Hunza® Wall Spot, Solid Copper





# Step Lights

Our recessed step lighting range are versatile and precise in design, allowing for a wide range of applications. With options for glare reduction and asymmetric beam spread, these luminaires are ideal for orientation and safe guidance throughout your landscape.

<div>PL1</div> <div>Path Light 1 Facet</div> <div></div>	<div>PL0P</div> <div>Path Light Opposite Facet</div> <div></div>	<div>PL180</div> <div>Path Light 180 Facet</div> <div></div>	<div>PL3</div> <div>Path Light 3 Facet</div> <div></div>	<div>PLSM4</div> <div>Path Light 4 Facet</div> <div></div>
<div>SL</div> <div>Step Light</div> <div></div>	<div>SLSQ</div> <div>Step Light Square</div> <div></div>	<div>SLE</div> <div>Step Light Eyelid</div> <div></div>	<div>SLSE</div> <div>Step Light Solid Eyelid</div> <div></div>	<div>SLSSQ</div> <div>Step Light Solid Eyelid Square</div> <div></div>
<div>SLLU</div> <div>Step Light Louvre</div> <div></div>	<div>SLLUSQ</div> <div>Step Light Louvre Square</div> <div></div>	<div>WASH/L</div> <div>Washer</div> <div></div>	<div>WASHF/L</div> <div>Flush Washer</div> <div></div>	

Hunza® Step Light Solid Eyelid,  
Solid Copper





# Slim & Surface Mount Range

The Hunza® Slim Range is ideal for where there is limited recess depth, whereas the Surface Mount Range is perfect for surfaces where recessed fixtures are not suitable. Elegant and minimalistic in design, these luminaires are perfect for discreet and long lasting results.

<div>PLSM/L</div> <div>Surface Mount Path Light</div> <div></div>	<div>SMR/L</div> <div>Surface Mount Round Light</div> <div></div>	<div>SMSE/L</div> <div>Surface Mount Solid Eyelid Light</div> <div></div>	<div>SLIMPL/L</div> <div>Slim Recessed Path Light</div> <div></div>	<div>SLIMR/L</div> <div>Slim Recessed Round Light</div> <div></div>
<div>SLIMSE/L</div> <div>Slim Recessed Solid Eyelid</div> <div></div>				



# Ceiling Mount

Our ceiling mount range has been designed to illuminate from above, fitted on the exterior of buildings or structures. With various mounting options and lighting effects, our range has been optimised for versatility and performance.

<div>DLCM</div> <div>Down Light Ceiling Mount</div> <div></div>	<div>CAT</div> <div>Catenary Mount</div> <div></div>	<div>HL</div> <div>Hanging Light</div> <div></div>	<div>EAVE</div> <div>Eave Light Round</div> <div></div>	<div>EAVESQ</div> <div>Eave Light Square</div> <div></div>
<div>EAVE/T3/L</div> <div>Tilting Eave Light 3W</div> <div></div>	<div>EAVE/T6/L</div> <div>Tilting Eave Light 6W</div> <div></div>	<div>ESQ/T6/L</div> <div>Tilting Eave Light Square 6W</div> <div></div>	<div>CEAVE/L</div> <div>Cube Eave Light</div> <div></div>	

## Create Striking Lighting Effects In Your Landscape With Hunza® Luminaires

Curate your environment and use lighting to elevate the mood and atmosphere of the space. Through careful placement and output, there are limitless opportunities to create beautiful effects.

Hunza® Floor Light, Stainless Steel  
Hunza® Eave Light, Stainless Steel



# In-Ground Fixtures

Integrate high quality recessed lighting into your landscape with our in-ground luminaires. Perfect for uplighting, accent effects and for functional wayfinding. Our Cast Solid Bronze Range has been optimised for durability and long lasting resistance to corrosion.

FL Floor Light	FLSQ Floor Light Square	FLLU Floor Light Louvre	FLLUSQ Floor Light Louvre Square	FFL Flush Floor Light
				
FFLSQ Flush Floor Light Square	DWL Driveway Light	LL Lawn Light	ST50 SafeTouch 50	ST100 SafeTouch 100
				
ST150 SafeTouch 150	LLCSB Cast Solid Bronze Lawn Light	ST50CSB Cast Solid Bronze SafeTouch 50	ST100CSB Cast Solid Bronze SafeTouch 100	ST150CSB Cast Solid Bronze SafeTouch 150
				











Hunza® Spike Spot Adjustable, Powder Coated Aluminium  
Hunza® Pool Light, Electro-Polish Stainless Steel





# Spikes & Submersibles

Our range of spike mounted luminaires are the perfect versatile light for landscape illumination. Hunza® submersible luminaires have been engineered for optimal performance, designed to withstand harsh environments for underwater installation in pools or water features.

SS	Spike Spot	SS/A	Spike Spot Adjustable	SS/A/ST	Spike Spot Adjustable with Stake Mount	SS/ST	Spike Spot with Stake Mount	NPS	NPS Spot
									
POND	Pond Light	POND/W	Pond Light with Weighted Base	POOL	Pool Light				
									

# Hunza® Luminaire Standards

---

**01**

## Exceptional Durability

All Hunza® luminaires are designed to endure for decades. Outdoor lighting isn't just another part of our focus, it's our whole focus. We have the best technology and production processes in place to ensure that our lighting fixtures withstand the test of time.

We understand the high degree of physical stress outdoor luminaires are subjected to and that's why quality is an integral part of our daily approach. Our luminaires feature precision engineered bodies and we only use the best components such as high temperature gaskets and CNC machined parts.

---

**02**

## Engineered With Precision

Hunza® products are precision engineered from the finest raw materials and components. We use only refined aluminium, natural copper or 316 stainless steel. Our luminaires are designed and CNC machined using the latest 3D software that assures total accuracy and performance.

No mass production. No assembly lines. Quality allows no room for compromise or errors. Each luminaire we produce is meticulously crafted using the latest CNC machining technology and then hand assembled by people who take personal pride in the quality of each product.

---

**03**


## Commitment To Longevity

Hunza® is committed to sustainability. Our approach begins with a commitment to product longevity. Our products do not need constant replacement and require only minimal maintenance. They incorporate the latest energy efficient technology to minimise use of power and natural resources.

We provide a comprehensive range of low energy light sources for all our luminaires to help reduce power usage. We also take pride in ensuring that our manufacturing processes have minimal environmental impact. Where possible, we specify materials that are easily recyclable.

# Hunza® In Colour

## LED Colour Temperature



## RGBW Colour Change



Hunza® luminaires equipped with RGBW technology offer superior color control compared to regular LED chips. With four separate channels for red, green, blue, and white, you can adjust the color output by modifying the intensity, hue, and white balance.

Depending on the configuration, there is potential for pre-set sequences that have been defined before installation. There is also additionally potential for the use of DMX or Dali drivers enables dynamic on-site control, allowing you to change colors and sequences effortlessly.

\*Only available in specific ranges - contact us for more details.  
Please see our [website](#) for specification details for individual product ranges



# Hunza® PureLED Lighting Control

## Specify The Beam Angle To Suit Your Landscape

A beam angle refers to the width of the light emitted from a light source. Where possible, Hunza® luminaires have options for different beam angles depending on the needs of your project. This is an important consideration when selecting lighting fixtures, as it can have a significant impact on the overall look and feel of a space.

## Harness The Power Of LED Driver Technology

Most Hunza® luminaires can be specified with further LED controls by selecting a suitable driver. This can allow for the potential for dimming, as well as compatibility with other control technology.



Dimmable



DMX Control



DALI Control

## Get In Touch For Advice On Specifying Hunza® Luminaires For Your Project



Scan the QR code to fill in a contact form, or get in touch directly via email or phone.

[www.hunzalighting.com](http://www.hunzalighting.com)  
[info@hunza.co.nz](mailto:info@hunza.co.nz)  
 +64 9 528 9471  
 130 Felton Mathew Ave  
 St Johns  
 Auckland 1072  
 New Zealand

@hunzalighting



# Hunza® Black Label Warranty

When you purchase or specify a Hunza® luminaire, you get the benefit of the legendary Hunza® reputation for high quality and long life. When installed and maintained properly our luminaires will last a lifetime, so we keep serviceability firmly in mind within every fixture.

## Hunza® 25 Year Warranty\*

All Hunza® Cast Bronze luminaires have a 25 year replacement warranty against body corrosion.

## Hunza® 10 Year Warranty\*

All Hunza® stainless steel and copper luminaires have a ten-year replacement warranty.

## Hunza® 5 Year Warranty\*

All Hunza® aluminium luminaires with a UV stable powder-coat finish have a five-year replacement warranty.

Integral PURE LED™ components are limited to 5 year warranty. Warranty on plug-in (drop-in) LED lamps is limited to 1 year.

## Hunza® Lifetime Warranty\*

All glass lenses supplied with Hunza® luminaires have a lifetime warranty.

\*All Hunza® Warranties are subject to standard conditions. Please see the Hunza® website for full warranty information: [www.hunzalighting.com/warranty](http://www.hunzalighting.com/warranty)



© Hunza® Productions Ltd. 2023  
V1 06-23

[www.hunzalighting.com](http://www.hunzalighting.com)  
[info@hunza.co.nz](mailto:info@hunza.co.nz)  
+64 9 528 9471

130 Felton Mathew Ave  
St Johns  
Auckland 1072  
New Zealand